



SECOND CIRCULAR

THE 3RD ASIAN PALAEOLOGICAL CONGRESS



Palaeontology for ALL
Learning from the Past, Looking to the Future

2nd – 5th March 2027

Bangkok, THAILAND



The 3rd Asian Palaeontological Congress

Following the successful meetings in Beijing, China in 2019 and Tokyo, Japan in 2023, the 3rd Asian Palaeontological Congress (APC3) will be held from 2nd–5th March 2027 in Bangkok, Thailand, under the auspices of the Asian Palaeontological Association. The congress will be organised by the Palaeontological Research and Education Centre of Mahasarakham University in cooperation with the Department of Mineral Resources, the Geological Society of Thailand, and several Thai universities.

Palaeontology plays a vital role in unraveling the mysteries of the past and shedding light on the history of life on our planet. By analysing fossils and geological evidences, palaeontologists reconstruct past environments and evolutionary processes that have shaped biodiversity on Earth over billions of years. APC3 will provide a platform for participants to share new research results, discuss scientific ideas and hypotheses, and engage in collaborative discussions that contribute to the advancement of palaeontological research in Asia.

This congress will provide opportunities for experts, young researchers and students from Asia and around the world to collaborate and share their knowledge for a better understanding of the evolution of life on Earth.

IMPORTANCE DATES

CONTENT	OPEN	CLOSE
Abstract submission	20th April 2026	30th September 2026
Call for workshop and short course proposals	20th April 2026	30th July 2026
Early bird registration	20th April 2026	30th June 2026
Regular registration	1st July 2026	30th November 2026
Notification of acceptance (Abstract, workshop, short course, etc.)	≤ 10th October 2026	–
Late registration	1st December 2026	Conference day

Pre-CONFERENCE FIELD EXCURSION

24nd – 28th February 2027

APC 3 in Bangkok

2nd – 5th March 2027

(4th March: mid-conference trip)

Post-CONFERENCE FIELD EXCURSION

6th – 9th March 2027

In case the schedule above needs to be changed due to unavoidable circumstances, any updates will be announced through the APC3's official website (<https://apc3.org>).

INTERNATIONAL SCIENTIFIC COMMITTEE

Co-Chairs:

Kazuyoshi ENDO – University of Tokyo, Japan

Renbin ZHAN – Nanjing Institute of Geology and Palaeontology, CAS, China

Members (alphabetically listed):

Dany AZAR – Nanjing Institute Geology and Palaeontology, CAS, China

Rinchen BARSBOLD – Institute of Palaeontology and Geology, MAS, Mongolia

Tao DENG – Institute of Vertebrate Paleontology and Paleoanthropology, CAS, China

Allan Gil S. FERNANDO – National Institute of Geological Sciences, University of the Philippines

Min HUH – Korea Dinosaur Research Center, Korea

Pratueng JINTASAKUL – NE Research Inst Petrified Wood and Mineral Resource, Thailand

Akihisa KITAMURA – Shizuoka University, Japan

Dong-Chan LEE – Chungbuk National University, Korea

Vijay Prakash MISHRA – Palaeontological Society of India

Xijun NI – Institute of Vertebrate Paleontology and Paleoanthropology, CAS, China

Hiroshi NISHI – Tohoku University, Japan

Tatsuo OJI – Nagoya University, Japan

Muhammad QASIM – University of Peshawar, Pakistan

Matniza Bin Abdul RAHMAN – Mineral Recourse and Earth Science Department, Malaysia

Sergey ROZHNOV – Geology & Palaeontology Institute, RAS, Russia

Khishigjav TSOGTBAATAR – Palaeontological Society of Mongolia

Takanobu TSUIHJI – National Museum of Nature & Science, Japan

Mongkol UDCHACHON – Mahasarakham University, Thailand

Bin WAN – Department of Geology, Northwest University, China

Jun WANG – Nanjing Institute Geology and Palaeontology, CAS, China

Yongdong WANG – Nanjing Institute Geology and Palaeontology, CAS, China

Zhifei ZHANG – Northwest University, China

THAILAND ORGANISING COMMITTEE

General Chair:

Mongkol UDCHACHON – Mahasarakham University

Vice-Chairs:

Suvapak IMSAMUT – Department of Mineral Resources

Waranon LAPRABANG – Geological Society of Thailand

General Secretary:

Kantanat TRAKUNWEERAYUT – Mahasarakham University

Kantapon SURAPRASIT – Chulalongkorn University

Members (alphabetically listed):

Pasakorn BUNCHALEE – Mahasarakham University

Phornphen CHANTHASIT – Department of Mineral Resources

Thasinee CHAROENTITIRAT – Chulalongkorn University

Anisong CHITNARIN – Suranaree University of Technology

Richard CLOUTIER – Mahasarakham University

Uthumporn DEESRI – Mahasarakham University

Jaroon DUANGKRAYOM – Nakhon Ratchasima Rajabhat University

Chatchalerm KETWETSURIYAK – Kasetsart University

Bouziane KHALLOUFI – Mahasarakham University


The 3rd Asian Palaeontological Congress SECOND CIRCULAR

Komsorn LAUPRASERT – Mahasarakham University
Sita MANITKOON – Mahasarakham University
Wilailuck NAKSRI – Nakhon Ratchasima Rajabhat University
Parisa NIMNATE – Mahidol University
Pradit NULAY – Department of Mineral Resources
Doungrutai SAESAENGSEERUNG – Department of Mineral Resources
Precha SAITHONG – Department of Mineral Resources
Wanchai SANGSUK – Mahasarakham University
Kiattisak SONPIROM – Khon Kaen University
Suravech SUTEETHORN – Mahasarakham University
Yupa THASOD – Chiang Mai University
Hathaihip THASSANAPAK – Mahasarakham University
Haiyan TONG – Mahasarakham University
Sakbaworn TUMPEESUWAN – Mahasarakham University
Marco VIARETTI – Mahasarakham University

WELCOME to THAILAND – Land of fossils

Thailand has a long and complex geological history spanning from the Cambrian to the Cenozoic, marked by changing terrane affinities, significant biogeographic shifts, and notable climatic changes. Important non-marine fossil localities have been discovered in northeastern Thailand, where numerous dinosaurs and other Mesozoic fossils have been described. Elsewhere, Permian limestones have yielded both cold-water and tropical faunas, recording the northward drift of the Sibumasu Terrane from Gondwana and its eventual collision with the tropical Indochina Terrane. In southern Thailand, abundant Cambrian to Devonian marine faunas reveal fascinating changes in climate and biogeographic connections. Significant Cenozoic continental fossils, including abundant proboscideans, chelonians, fishes, plants, and insects, have also been discovered in northeastern and central Thailand. Research in these areas is ongoing, with many Thai palaeontologists collaborating with colleagues from the United States, China, Japan, Korea, Australia, Malaysia, and several European countries.

These fossil localities will be explored through several pre- and post-conference excursions, which will take delegates to different regions of Thailand: the south (Cambrian to Permian), the north (Silurian-Devonian and Permian), the northeast (Mesozoic and Cenozoic), and the central region (Cenozoic and Permian).



Early Cretaceous sauropod
Phuwiangosaurus sirindhornae
Northeastern Thailand

BANGKOK – Host city for the conference

Bangkok (Krung Thep Maha Nakhon) is a vibrant metropolis brimming with unique cultural and historical attractions. Bangkok is a travel hub visited by millions every year, consisting of two main airports (Suvarnabhumi Airport, BKK; Don Mueang Airport, DMK) with numerous connections worldwide and domestically. Flights to the four corners of the Kingdom can easily be scheduled, as can flights to neighboring ASEAN countries. Flights or more leisurely train trips are easily organised to the beach resorts of southern Thailand or the mountains of northern Thailand.

There are thousands of hotels in Bangkok catering to every taste and pocket. Cheap transport in Bangkok is provided by clean, efficient railway systems, and taxis are easily to find. Restaurants and street food satisfy every taste and range from very cheap to not too expensive. Trips to interesting historical and cultural sites and important palaces and temples are easily arranged.



The 3rd Asian Palaeontological Congress SECOND CIRCULAR

CONFERENCE VENUE

The APC3 will be held at the **Asia Hotel Bangkok** (https://www.asiahotel.co.th/asia_bangkok/), which is located in the central area of Bangkok. It is conveniently located with direct access to the BTS Skytrain “Ratchathewi” station, facilitating easy travel and access to popular attractions, such as famous landmarks, shopping centers, historical temples and picturesque neighbourhoods. It just 7–8 minutes’ walk to SIAM area shopping hub with popular malls, and just 200m away from vivid night markets, street food stalls and convenience stores.

Accessible via the Airport Rail Link you can reach the hotel directly from Suvarnabhumi Airport (BKK), making trips faster and easier by avoiding traffic jams.

You may choose to stay at Asia Hotel Bangkok for convenience. Alternatively, you may select and book nearby hotels, as there is a wide range of accommodation options in the city centre, available through hotel websites or booking applications.



SCIENTIFIC SESSIONS

The summary as well as detailed thematic sessions are listed and expanded below. Please note that APC3 does not provide financial assistance to symposium or keynote speakers. For information on travel grants or other support, please refer to updates on our website.

TS1: The flourishing of the Tree of Life: evolutionary events during the Early Palaeozoic and their environmental context

TS2: Palaeozoic marine communities and geochemistry as a tool for palaeoenvironment and palaeoclimate interpretation

TS3: Evolutionary dynamics of reef ecosystems from past to present

TS4: Marine microfossils and their implications

TS5: Key innovations in Palaeozoic vertebrates: new evidence from Lagerstätte fossils, scanning technologies, evo–devo, and big data

TS6: Biota and environments under the background of volcanism during the Palaeozoic–Mesozoic transition

TS7: Triassic biotic and environmental events

TS8: Evolution of Triassic tetrapods and establishment of modern–type ecosystem after end–Permian mass extinction

TS9: New fossils inform on the temp and mode of the dinosaur–bird transition

TS10: The evolution of flight in vertebrates

TS11: Mesozoic and Cenozoic fish clades: the origin of modern ichthyofaunas

TS12: Herpetofauna diversity in the Cenozoic of Asia and its relationships with tectonics, climate change, and human impacts

TS13: Non–marine fossil–bearing formations in Asia and their correlations

TS14: The floral diversity variation and palaeoenvironmental background across the terrestrial Triassic and Jurassic transition

TS15: The evolution of Cenozoic plant diversity in Asia: patterns and driving factors

TS16: Recent progress of fossil plant study

TS17: Paleobionics: biomechanical and biomaterial factors in long–term evolution

TS18: Studying the evolution through combined geochronology and palaeontology

TS19: Molecular Palaeobiology: novel techniques for an emerging field

TS20: Palaeontological and palaeoanthropological heritage as fundamentals for geopark development

TS21: Open session

TS1: The flourishing of the Tree of Life: evolutionary events during the Early Palaeozoic and their environmental context

Convener: Xiang Fang^{1*}, Wenhui Wang², Yeongju Oh³, Rongchang Wu¹

¹State Key Laboratory of Palaeobiology and Stratigraphy, Nanjing Institute of Geology and Palaeontology, Chinese Academy of Sciences, Nanjing 210008, China

²School of Geosciences and Info–Physics, Central South University, Changsha 410083, China

³Department of Earth and Environmental Sciences, Korea University, Seoul, 02841, Republic of Korea

***Corresponding email:** xfang@nigpas.ac.cn

Description: The geological record offers the unique opportunity to document the impact of environmental changes in the biosphere in the past, and thus to provide some clues for the future. The Early Palaeozoic witnessed one of the most revolutionary periods in Earth’s biological history, marked by the rapid diversification and ecological expansion of marine life. Beginning with the Cambrian Explosion–unprecedented increase in the complexity of animal body plans–the Early Palaeozoic saw the emergence of major phyla. By the Ordovician, the Great Ordovician Biodiversification Event (GOBE) saw a further escalation in biodiversity, such as graptolites, cephalopods, brachiopods, and reef–building corals flourished, while jawless fish hinted at vertebrate evolution. This biological revolution was deeply intertwined with dynamic

environmental shifts. Tectonic activity, such as the assembly of Gondwana, drove changes in marine chemistry, sea level fluctuations, and nutrient cycling. Rising oxygen levels supported larger, more active organisms, while extensive shallow seas created niches for benthic and pelagic life. However, the Ordovician diversification ended abruptly with the Late Ordovician Mass Extinction (LOME), which represents the second-largest mass extinction of the Phanerozoic. The LOME—triggered by integration of volcanism, glaciation, and anoxia—destroyed ecosystems. Subsequently, recovery paved the way for early terrestrial colonization. The fossil record, with its environmental context, offered insights into the Earth's ancient biosphere and the flourishing of the Tree of Life.

TS2: Palaeozoic marine communities and geochemistry as a tool for palaeoenvironment and palaeoclimate interpretation

Convener: Marco Viaretti^{1*}, Alessandro Paolo Carniti², Le Yao³, Yuchen Zhang³

¹Palaeontological Research and Education Centre, Mahasarakham University, Thailand

²State Key Laboratory of Critical Earth Material Recycling and Mineral Deposits, School of Earth Sciences and Engineering, Nanjing University, Xianlin Avenue 163, Qixia District, 210023 Nanjing, China

³State Key Laboratory of Palaeobiology and Stratigraphy, Nanjing Institute of Geology and Palaeontology, Chinese Academy of Sciences, 210008 Nanjing, China

***Corresponding email:** marco.viaretti@outlook.it

Description: The Palaeozoic is a time-interval characterized by a tumultuous climatic evolution, from the Hirnantian glaciation to the Devonian warm period rich in reef buildups, up to the intense Gondwanan Glaciation and the deadly end-Permian hothouse. Under this highly variable climatic regime the palaeogeographic asset changed as well, with the formation of Gondwana, the movement of many Asian plates and terranes and the formation of the supercontinent Pangaea. In this scenario, marine communities thrived and evolved, withstanding biotic crises and severe extinctions, yet recording many of the changes that were occurring in their environment. From morphology-based paleoecology to geochemical proxies incorporated by biomineralizing organisms, marine communities hold many clues and details on past environmental and climate evolution, often mirroring events we are observing nowadays. This session welcomes contributions on all the aspects and approaches to the study of marine communities and their use to foster our knowledge of deep time environments.

TS3: Evolutionary dynamics of reef ecosystems from past to present

Convener: Qijian Li^{1*}, Natsuko Adachi², Juwan Jeon³, Mongkol Udchachon⁴

¹State Key Laboratory of Palaeobiology and Stratigraphy, Nanjing Institute of Geology and Palaeontology, Chinese Academy of Sciences, Nanjing 210008, China

²Department of Geosciences, Graduate School of Science, Osaka Metropolitan University, 3-3-138 Sugimoto, Sumiyoshi-ku, Osaka, Japan

³Department of Earth and Environmental Science, Korea University, 145 Anam-ro, Seongbuk-gu, Seoul 02841, Republic of Korea

⁴Palaeontological Research and Education Centre, Mahasarakham University, Maha Sarakham 44150, Thailand

***Corresponding email:** qijianli@hotmail.com; qjli@nigpas.ac.cn

Description: Reef ecosystems have evolved throughout the geological history of Earth, significantly influenced by climatic changes. A key challenge today is predicting how modern reef ecosystems will respond to the ongoing climate crisis, an essential task for promoting global sustainable development. Analyzing the evolutionary patterns of reef ecosystems provides crucial insights into how reef-building organisms and reefs have responded to climate changes over geological time, offering lessons from the past as we prepare for the future.

The scientific session entitled "Evolutionary Dynamics of Reef Ecosystems from Past to Present" aims to explore the dynamic changes and turnover of reef-building organisms throughout geological time, focusing on how different biotic components have shaped the reef architecture and biodiversity. By examining the fossil record, we intend to trace the ecological shifts that have led to the rise and fall of major reef-builders, tracing their trajectories from past to present.

The topic will include the impact of major climatic and environmental changes on reef ecosystems, the adaptation and resilience of reef communities over time, and comparisons between past and present reef systems to project future trends. This interdisciplinary session seeks to bring together palaeobiologists, geologists, and marine biologists to share their research findings and develop a more comprehensive understanding of reef ecosystem changes.

We invite contributions that cover various aspects of reef evolution, including taxonomic data, palaeoecological studies, sedimentological evidence, and modern analogs. By integrating these diverse perspectives, we aim to highlight the interconnectedness of life and Earth systems and how ancient life have laid the foundation for contemporary reef biodiversity and structure.

TS4: Marine microfossils and their implications

Conveners: Rie Hori¹, Hathaitip (Thassanapak) Udchachon^{2*}, Anisong Chitnarin^{3*}, Svetlana Remizova⁴, Zhongyang Chen^{5*}, Taniel Danelian⁶

¹Ehime University, Matsuyama, Japan

²Department of Biology, Faculty of Science, Mahasarakham University, Maha Sarakham 44150, Thailand

³School of Geotechnology, Institute of Engineering, Suranaree University of Technology, Mueang District, Nakhon Ratchasima, 30000, Thailand

⁴Geology and Geoecology Department, Faculty of Geography, Herzen State Pedagogical University, St. Petersburg, Russia

⁵State Key Laboratory of Palaeobiology and Stratigraphy, Nanjing Institute of Geology and Palaeontology, Chinese Academy of Sciences, Nanjing 210008, China

⁶Unité Evolution, Ecologie et Paléontologie (Evo–Eco–Paléo), Villeneuve–d'Ascq, France

***Corresponding email:** bthaitip@yahoo.com; anisong@sut.ac.th; zychen@nigpas.ac.cn

Description: Microfossils are among the key elements for interpretations in several scientific contexts. Systematic palaeontology and biostratigraphic studies of marine microfossils, such as radiolarians, conodonts, foraminifers, calcareous algae and ostracods, enable reliable stratigraphic correlation, palaeoenvironmental interpretation, and palaeoceanographic reconstruction.

We welcome all marine microfossil working groups, as well as students, to participate and share their research outputs and expertise. Contributions may range from basic taxonomy to advanced applications of any marine microfossil groups, covering deep–time records to present–day analogues across all geographic regions and climatic settings. We also look forward to fruitful discussions and to strengthening within– and cross–disciplinary collaboration among microfossil researchers.

TS5: Key innovations in Palaeozoic vertebrates: new evidence from Lagerstätte fossils, scanning technologies, evo–devo, and big data

Convener: Jing Lu^{1*}, You–an Zhu^{1*}, Richard Cloutier^{2,3*}

¹Key Laboratory of Vertebrate Evolution and Human Origins, Institute of Vertebrate Paleontology and Paleoanthropology, Chinese Academy of Sciences, Beijing 100044, China

²Université du Québec à Rimouski, Rimouski, Québec G5L 3A1, Canada

³Palaeontological Research and Education Centre, Mahasarakham University, Maha Sarakham 44150, Thailand

***Corresponding email:** lujing@ivpp.ac.cn; zhuyouan@ivpp.ac.cn; richard_cloutier@uqar.ca

Description: The fundamental biological characteristics, body plans, and systematic evolution of vertebrates were established during the Palaeozoic Era. The origin of major vertebrate groups, such as jawed vertebrates, bony fishes, and tetrapods, represents pivotal innovations in the evolutionary history of vertebrates. However, despite decades of research, our understanding of how these groups originated and how key evolutionary innovations unfolded has remained limited. Traditional studies have largely focused on assigning fossil material to already well–defined taxa and have been constrained by significant sampling bias, with much of the fossil record derived from fossil–bearing strata of Europe and North America.

In recent years, new discoveries from exceptional fossil Lagerstätten, together with continuous developments in advanced high–resolution imaging technologies, evolutionary developmental biology (evo–devo), and big data driven analytical approaches, now provide multidimensional tools to address these long–standing challenges.

This symposium aims to bring together researchers to present their latest progress in understanding key evolutionary innovations in Palaeozoic vertebrates. We welcome contributions from a wide range of perspectives, including: (i) discoveries from Lagerstätte that, combined with cutting–edge computed tomographic scanning, reveal detailed anatomical structures of transitional fossils and early members of major vertebrate lineages; (ii) evo–devo studies that shed light on the developmental mechanisms underlying the origin of key body plan innovations; and (iii) geological and stratigraphic investigations that place these evolutionary events within the context of major Palaeozoic environmental and tectonic changes.

TS6: Biota and environments under the background of volcanism during the Palaeozoic–Mesozoic transition

Convener: Weihong He^{1*}, Elizabeth A. Weldon², Yifan Xiao¹, Dongxun Yuan³

¹State Key Laboratory of Geomicrobiology and Environmental Changes and School of Earth Sciences, China University of Geosciences, Wuhan 430074, China

²School of Life and Environmental Sciences, Deakin University, Geelong, Victoria 3216, Australia

³School of Resources and Geosciences, China University of Mining and Technology, Xuzhou 221116, China

***Corresponding email:** whzhang@cug.edu.cn

Description: The Palaeozoic–Mesozoic mass extinction is the largest biotic catastrophe of the Phanerozoic and took place alongside both complex and severe destruction of ecosystems. The length of the extinction interval and how the mass extinction paced through this interval also remains a matter of great debate. The causes of the mass extinction are still hotly disputed. The protracted volcanism associated with the formation of the Pangean supercontinent across the Palaeozoic–Mesozoic transition, is one of the most highly cited hypotheses for deciphering the mass extinction at present. Many scientists suggest that the volcanism possibly triggered other palaeoenvironmental and palaeoecological crises, e.g., global warming, terrestrial ecosystem collapse, marine anoxia, acidification, and toxicity. Records of how these crises have had profound effects on both biota and palaeoenvironments can provide insights for understanding the Earth's habitability. Any talks on time–scale establishment, flora, fauna, biology and palaeoenvironments (e.g., global warming, anoxia) across the Palaeozoic–Mesozoic transition are welcome.

TS7: Triassic biotic and environmental events

Convener: Li Tian^{1*}, Yunfei Huang², Jianbo Chen^{3*}, Kui Wu⁴

¹China University of Geosciences (Wuhan), China

²School of Geosciences, Yangtze University, Wuhan, China

³Institute of Palaeontology, Yunnan Key Laboratory of Earth System Science, Yunnan University, Kunming 650500, China

⁴Geological Institution of Hubei, China

***Corresponding email:** tianlibgeg@cug.edu.cn; tianlibgeg@163.com; jbchen@ynu.edu.cn

Description: Multiple Triassic climatic events paced early Mesozoic evolution, determining the appearance of major biological innovations and the rise of “modern” marine and terrestrial faunas. This symposium aims to gather together experts and early career scientists working on Triassic palaeoenvironmental (with palaeoclimatic inclusive) and palaeoecological reconstructions. We encourage presentations on the major known Triassic events (Early Triassic hyperthermal event, Carnian Pluvial Episode, end–Triassic mass extinction, Mesozoic marine and lacustrine revolutions), but also on the less–known events that marked this Period (e.g., Middle Triassic humid events, Norian warming). By discussing recent developments on the dynamics between Triassic biotic and environmental changes that are archived in recent past, new ideas and potential international collaborations on Triassic can be expected during the meeting.

TS8: Evolution of Triassic tetrapods and establishment of modern–type ecosystem after end–Permian mass extinction

Convener: Da–yong Jiang¹, Ryosuke Motani², Tamaki Sato³, Jun Liu⁴, Cheng Ji^{5*}

¹Department of Geology and Geological Museum, School of Earth and Space Sciences, Peking University, Beijing, China

²Department of Earth and Planetary Sciences, University of California, Davis, One Shields Avenue, Davis, California 95616, U.S.A

³Department of Biological Sciences, Kanagawa University, Kanagawa, 221–8686, Japan

⁴Institute of Vertebrate Paleontology and Paleoanthropology, Chinese Academy of Sciences, Beijing 100044, China

⁵State Key Laboratory of Palaeobiology and Stratigraphy, Nanjing Institute of Geology and Palaeontology, Chinese Academy of Sciences, Nanjing 210008, China

***Corresponding email:** chengji@nigpas.ac.cn

Description: Triassic biotic recovery following the end–Permian mass extinction is one of the largest biotic evolutionary events in the Phanerozoic, associated with the collapse of the Palaeozoic ecosystem and the establishment of the modern–type ecosystem, involving drastic global palaeoenvironmental and palaeoclimatic changes. In this period, the air–breathing tetrapods became to play a key role. They occupied the land, radiated into the sky and invaded into the sea, they grew to be the largest animals, some became the top predators in the ecosystems. It seems that the recovery of the marine ecosystem appeared earlier than the terrestrial recovery, and the invasion into the sea was much earlier than previously known. This process contains interesting major questions concerning the origin of new species and new clades, changes

of biodiversity, evolution of the biota, the relationship between the biotic evolution and palaeoenvironmental change/climatic change, the reconstruction and evolution of ecosystems, and palaeogeographic changes. These questions attract much attention from palaeontologists and other scientists in the world but to date they are relatively poorly studied.

In this session we encourage colleagues to present studies on Triassic tetrapods, their taxonomy and diversity, their phylogeny and ecology, their environmental–climatic background and palaeogeography, their stratigraphic distribution and global correlation, their evolutionary events and contribution to the establishment of the modern–type ecosystem.

TS9: New fossils inform on the temp and mode of the dinosaur–bird transition

Convener: Min Wang^{1*}, Jingmai O'Connor²

¹Key Laboratory of Vertebrate Evolution and Human Origins, Institute of Vertebrate Paleontology and Paleoanthropology, Chinese Academy of Sciences, Beijing, China

²Negaunee Integrative Research Center, Field Museum of Natural History, Chicago, IL, 60605 USA

***Corresponding email:** wangmin@ivpp.ac.cn

Description: The dinosaur–bird transition is arguably the most eye–catching evolutionary transition in vertebrate history, which encompasses some of the most extensive changes in musculoskeletal and neurological systems. Over the past ten years, the continuing discovery of early–diverging avialans and their theropod relatives have greatly advanced our understanding about this evolutionary event. New analytical methods such as computed tomography imaging have revealed key anatomical features that were not available via traditional methods, which allow us to infer, for example, the three–dimensional morphology and function of the skull of stem avialans. Meanwhile, phylogenetic comparative analyses have shed new lights on the temp and mode of the evolutionary assembly of the typical bird bauplan. Despite these advances, the phylogenetic interrelationships among the early–diverging paravians, the origin of flight and cranial kinesis, and ecological diversifications among early avialans are still hotly debated. To comprehend these issues, an integrative approach uniting multidisciplinary data is needed.

TS10: The evolution of flight in vertebrates

Convener: Michael Pittman^{1*}, Natalia Jagielska¹, Thomas Alexander Dececchi²

¹School of Life Sciences, The Chinese University of Hong Kong, Shatin, Hong Kong SAR, China

²Mount Marty College, Canada

***Corresponding email:** mpittman@cuhk.edu.hk

Description: This symposium would cover flight evolution in birds, bats and pterosaurs, including associated anatomical adaptations, evolutionary transitions, ecological implications, and genetic underpinnings. In advancing the field of vertebrate flight, this symposium will yield insights into the mechanisms of evolution and ecological interactions of flying organisms that will be of interest to all attendees. We therefore expect that this symposium would be well attended. Many of the researcher leaders of this topic as well as key fossil specimens are from Asia so discussing it at APC3 is a wonderful opportunity. The tentative symposium speakers would be from diverse global backgrounds including Asian colleagues from China, Japan and Thailand. Being in Thailand, the opportunity for the speakers and attendees to visit relevant fossil sites and see amazing living birds and bats of interest will be a big draw.

TS11: Mesozoic and Cenozoic fish clades: the origin of modern ichthyofaunas

Convener: Bouziane Khalloufi^{1,2*}, Juan Liu³, Uthumporn Deesri⁴

¹Palaeontological Research and Education Centre, Mahasarakham University, Maha Sarakham 44150, Thailand

²Geology & Sustainable Mining Institute, Mohammed VI Polytechnic University, Benguerir, Morocco

³University of California, Museum of Paleontology, Campanile Way, Berkeley, CA 94720, United States of America

⁴Department of Biology, Faculty of Science, Mahasarakham University, Maha Sarakham 44150, Thailand

***Corresponding email:** khalloufi.bouziane@hotmail.fr

Description: Representing a heterogeneous assemblage grouping all non–tetrapod vertebrates, fishes have a long evolutionary history dating as far back as the early Palaeozoic. This history is marked by multiple and often distinct patterns of emergence, diversification, decline and extinction of clades, is associated with the development of key morphofunctional adaptations and is shaped by responses to biotic crises and palaeogeographic changes. This symposium aims to foster studies on fish diversity through time, with an

emphasis on Mesozoic and Cenozoic forms and the emergence of modern faunas. Contributions based on taxonomy, systematics, comparative anatomy, biogeography, form–function relations and effects of global events are welcome, as well as topics related to poorly known groups and global patterns of evolution.

TS12: Herpetofauna diversity in the Cenozoic of Asia and its relationships with tectonics, climate change, and human impacts

Convener: Masaya Iijima^{1,2*}, Jingsong Shi¹

¹Key Laboratory of Vertebrate Evolution and Human Origins, Institute of Vertebrate Paleontology and Paleoanthropology, Chinese Academy of Sciences, Beijing 100044, China

²Department of Natural Environmental Studies, Graduate School of Frontier Sciences, The University of Tokyo, Kashiwa277–0882, Japan

***Corresponding email:** miiijima@ivpp.ac.cn

Description: The herpetofauna of South, Southeast, and East Asia has been greatly influenced by the formation of physical barriers, climate shifts, and human activities during the Cenozoic. Since the Eocene, the uplift of the Himalayas and Tibetan Plateau, together with the prevalence of South Asian monsoon systems, gradually shaped the biodiversity and geographical distribution patterns across Asia. Moreover, the global cooling during the late Cenozoic altered the latitudinal ranges of many species, particularly affecting ectothermic amphibians and reptiles vulnerable to climate change. From the Pliocene onward, intensified orbital–scale climate fluctuations repeatedly created and removed the saltwater barriers, restructuring bioregions in Asia. Furthermore, human arrival and population growth during the late Pleistocene and Holocene contributed to habitat loss for vertebrates including amphibians and reptiles.

Reconstruction of herpetofauna biogeography and diversity patterns, and identifying their underlying drivers, is essential to guide conservation strategies in the face of future range shifts. Amphibians and reptiles are particularly valuable models for biogeography and diversity research because their ectothermic physiology and low dispersal capabilities make them highly sensitive to climate change and the formation of physical barriers. Despite growing interest and importance of the Cenozoic herpetofauna in Asia, studies on fossil amphibians and reptiles remain limited, aside from the well–documented Neogene reptile fossils of the Indo–Pakistan. Nevertheless, recent decades have seen a steady increase in research documenting rich late Cenozoic reptile assemblages across Asia, including Myanmar, Thailand, Indonesia, China, and Japan. These studies provided insights into past herpetofauna diversity and its drivers, revealing patterns such as differential survival between salt–tolerant and non–salt–tolerant aquatic taxa during Plio–Pleistocene climatic oscillations in East Asia, and the dispersal of terrestrial and freshwater species across islands via exposed continental shelves during glacial lowstands in Southeast Asia. Emerging archaeological evidence from China and Southeast Asia also revealed interactions between human and herpetofauna, with anthropogenic pressure suggested as a contributing factor in their extinctions.

To synthesize the current understanding of the Cenozoic herpetofauna in Asia, this session welcomes any neontological and palaeontological contributions addressing taxonomy, systematics, biogeography, evolution, and extinctions of amphibians and reptiles in relation to environmental, climatic, and anthropogenic drivers.

TS13: Non–marine fossil–bearing formations in Asia and their correlations

Convener: Eric Buffetaut^{1*}, Haiyan Tong², Dangpeng Xi^{3*}

¹Paléospace, 5 avenue Jean Moulin, 14640 Villers–sur–Mer, France

²Palaeontological Research and Education Centre, Mahasarakham University, Thailand

³China University of Geosciences (Beijing), China

***Corresponding email:** eric.buffetaut@sfr.fr; xidp@cugb.edu.cn

Description: Non–marine fossil–bearing geological formations, of various ages, are widespread in Asia, occurring over vast geographical areas. In many instances, although local successions could be worked out in some detail, it has been difficult to provide precise stratigraphic ages for these formations, because of the frequent lack of both radiometric ages and marine intercalations. The purpose of this session is to review our knowledge of these non–marine formations in Asia and to discuss the various approaches that can be used to provide more precise ages for them, using various dating methods, with special emphasis on biostratigraphy. Papers on non–marine formations of all ages in all parts of Asia and on all groups of stratigraphically useful fossils are welcome.

TS14: The floral diversity variation and palaeoenvironmental background across the terrestrial Triassic and Jurassic transition

Convener: Yongdong Wang^{1*}, Mihai E. Popa², Vivi Vajda³, Wolfram Kurschner⁴, Jenny McElwain⁵, Micha Rhu⁵

¹Nanjing Institute of Geology and Palaeontology, Chinese Academy of Sciences, Nanjing 210008, China

²University of Bucharest, Faculty of Geology and Geophysics, Bucharest 010041, Romania

³Department of Palaeobiology, Swedish Museum of Natural History, Stockholm 10405, Sweden

⁴Department of Geosciences, University of Oslo, N-0316 Oslo, Norway

⁵Trinity College Dublin, The University of Dublin, College Green, Dublin 2 D02PN40, Ireland

***Corresponding email:** ydwang@nigpas.ac.cn

Description: The Triassic–Jurassic boundary extinction records one of the five mass extinction events in the Phanerozoic. It has been intensively investigated in the western Tethys marine realm for a long time; however, the study of the continental boundary event is limited. This session aims for comparative investigations on both marine and continental Triassic and Jurassic sedimentary records in western and eastern Tethys area, focus on the recent advances of the terrestrial plant diversity and environmental background across the Triassic–Jurassic transition in Asia region. Multidisciplinary approaches will be presented, including stratigraphy, palaeobotany, palynology, sedimentology, geochemistry as well as big data. Several aspects will be discussed, including plant diversity change and turnovers across the Triassic–Jurassic transition; stratigraphic chronology, organic carbon isotopes and biomarkers; paleo–atmospheric CO₂ concentration variations and reconstruction; and vegetation succession, palaeoclimate evolution and palaeoenvironmental background. This session will provide the opportunity for introducing recent advances about continental formations in Asia, as well as those in Europe and other regions in the world, for better understanding the processes and mechanisms of ecosystem crisis and reconstruction during the Triassic–Jurassic transition.

TS15: The evolution of Cenozoic plant diversity in Asia: patterns and driving factors

Convener: Tao Su^{1*}, Atsushi Yabe², Shu–Feng Li³, Nguyen Ba Hung^{3,4}

¹State Key Laboratory of Oil and Gas Reservoir Geology and Exploitation & Institute of Sedimentary Geology, Chengdu University of Technology, Chengdu 610059, China

²Department of Geology and Paleontology, National Museum of Nature and Science, Ibaraki, Japan

³Xishuangbanna Tropical Botanical Garden, Chinese Academy of Sciences, Menglun, Mengla 666303, Yunnan, China

⁴Vietnam National Museum of Nature, Vietnam Academy of Science and Technology, Ha Noi 113000, Viet Nam

***Corresponding email:** sutao@cdu.edu.cn

Description: Plant diversity in Asia experienced dramatic change during the Cenozoic, which provides unique opportunity for understanding the evolutionary mechanism of biodiversity on Earth. In recent years, the progress on radiometric dating, cyclostratigraphy, paleomagnetism and biochronology provides reliable geological ages for fossil floras in Asia, e.g., the ages of some ‘late Miocene’ floras have been updated to late Eocene or early Oligocene. Besides, increasing fossil records have been reported with new technologies which provide more detailed morphological characters for reliable identification. Moreover, high–resolution modeling has stimulated the evolutionary patterns of plant diversity in response to palaeoenvironmental change in large temporal and spatial scales. All these evidences together suggest that the modern plant diversity in Asia has been deeply rooted in the geological past, and was mainly driving by abiotic factors including monsoonal climate and the growth of the Tibetan Plateau, as well as globally floristic exchange. This symposium will introduce the state of art progress on the evolutionary history of plant diversity in Asia throughout the Cenozoic, and discuss how to integrate evidence from different discipline for better deciphering the patterns as well as the driving factors.

TS16: Recent progress of fossil plant study

Convener: Honghe Xu^{1*}, Robert A. Spicer², Tao Su^{3*}, Paul J. Grote⁴

¹State Key Laboratory of Palaeobiology and Stratigraphy, Nanjing Institute of Geology and Palaeontology, Chinese Academy of Sciences, Nanjing 210008, China

²The Open University, Milton Keynes, United Kingdom

³State Key Laboratory of Oil and Gas Reservoir Geology and Exploitation & Institute of Sedimentary Geology, Chengdu University of Technology, Chengdu 610059, China

⁴Northeastern Research Institute of Petrified Wood and Mineral Resources, Nakhon Ratchasima Rajabhat University, Mueang District, 30000 Nakhon Ratchasima, Thailand

***Corresponding email:** hhxu@nigpas.ac.cn; sutao@cdu.edu.cn

Description: The study of plant fossils, including both macrofossils and microfossils, is profoundly significant for plant evolution and provides a crucial window into Earth's biosphere and environment changes. Through

plant fossil records, we can trace the evolutionary history of plants under aquatic to terrestrial environments, elucidate reproductive strategies and ecological adaptations of land plants, and thus reconstruct the structure and function of ancient ecosystems. These studies provide direct evidence for core biological questions such as photosynthesis, the origin of plant propagules, such as spores and seeds, and the evolution of chloroplasts, calibrating the temporal framework of plant systematics and molecular evolution. Simultaneously, by using the morphological traits of fossil plants and fossil assemblages, we can infer ancient climates, past CO₂ levels, hydrological conditions, and seasonal variations, offering unique and reliable clues to the Earth's palaeoclimate, palaeogeography and palaeoecosystems. Therefore, it is timely to summarize recent progress on fossil plant study. The topic includes both plant fossil specimen-based and data-driven study on evolution of land plants, ranging (but not limited to) from the study on origin and early evolution of land plants, diversification, phylogeny, systematics, regional fossil flora and macroevolution based on plant fossil remains and/or data analysis, to related palaeogeographical, palaeoclimatical, palaeoenvironmental, and tectonical study using palaeobotanical data.

TS17: Paleobionics: biomechanical and biomaterial factors in long-term evolution

Convener: Tong Bao^{1*}, Jianing Wu²

¹School of Ecology, Sun Yat-sen University, Shenzhen 518107, China

²School of Advanced Manufacturing, Sun Yat-sen University, Shenzhen 518107, China

***Corresponding email:** baot3@mail.sysu.edu.cn

Description: Compared with static information, dynamic information is more difficult to extract from photo-like fossils. This likely accounts for the prevailing bias toward anatomical interpretations in existing paleontological studies. However, merely relying on anatomical information might cause controversial hypotheses owing to the ambiguousness of motion features that play crucial roles in linking form and function. With the integration of materials science, biomechanics, robotics and palaeontology, the palaeontologists can apply more reliable methods to analyze the morphological structure and physiological mechanisms of extinct organisms. In recent years, motion reconstruction techniques can be applied to soft-bodied and small-sized invertebrates as well as to skeletal and large-sized vertebrates, may possess more subtle motion clues that have not yet been uncovered.

In this symposium, we welcome wide ranged palaeontologist to share different methods to test the vertebrates and invertebrates motion mechanism, and further discuss their intricate interplay between the structural attributes and the behavioral and ecological traits of organisms.

TS18: Studying the evolution through combined geochronology and palaeontology

Convener: Daran Zheng¹, Su-Chin Chang^{2*}

¹Nanjing Institute of Geology and Palaeontology, Chinese Academy of Sciences, Nanjing 210008, China

²Department of Earth Sciences, The University of Hong Kong

***Corresponding email:** suchin@hku.hk

Description: Geochronology, which revolutionizes our understanding of Earth's history, has significantly improved in the past few decades. These advancements, including the ⁴⁰Ar/³⁹Ar and U-Pb dating methods, now enable accurate dating of major biological events and mass extinctions. This symposium invites discussions about applying these robust geochronology methods in important fossil sites worldwide, debates the advantages and disadvantages of using these methods to determine the ages of fossils, and explores the potential for future collaborations between geochronology and palaeontology. The symposium aims to bridge geochronology and palaeontology and facilitate long-term interdisciplinary and international collaborations.

TS19: Molecular Palaeobiology: novel techniques for an emerging field

Convener: Raman Umamaheswaran^{1*}, Ryan. S. Paterson^{2,3}

¹Biogeochemistry Research Center, Japan Agency for Marine-Earth Science and Technology (JAMSTEC), Yokosuka, Kanagawa 2370061, Japan

²Globe Institute, University of Copenhagen, Copenhagen, Denmark

³Research Center for Integrative Evolutionary Science, Graduate University for Advanced Studies (SOKENDAI), Hayama, Kanagawa 2400193, Japan

***Corresponding email:** umamaheswaranr@jamstec.go.jp; ryan.paterson@sund.ku.dk

Description: The term "molecular palaeobiology" is being increasingly used to bring under a single umbrella a variety of related approaches to palaeobiological studies that all involve analyzing the chemistry of fossils at the molecular level, especially in terms of their original and altered organic content. Research done in this

emerging sub-field has yielded important breakthroughs and opened new avenues beyond conventional palaeontological research; however most of the current research is scattered, with disparate teams utilizing independent instrumental techniques such as gas or liquid chromatography–mass spectrometry (GC–MS/LC–MS), Fourier Transform infrared spectroscopy (FTIR), Matrix–assisted laser desorption/ionization coupled with mass spectrometry (MALDI–TOF–MS), time–of–flight secondary ion mass spectrometry (ToF–SIMS), Raman spectroscopy, etc. While independent analyses are crucial to establishing consensus, there also seems to be little–to–no cohesion among various scientific teams that perform separate techniques, often due to the highly specialized and exploratory nature of such methods. This session is intended to gather in the same venue all such researchers who work on fossil chemistry from a molecular perspective, and we believe it will prove beneficial to form a holistic view of the direction in which the field is heading towards. Emphasis is placed on organic preservation, and topics of special interest include preservation and diagenesis of biomolecules (proteins, melanin, chitin, lignin, etc.) in deep time, organic geochemical analyses of fossils, applications of elemental isotope analyses (particularly from amino acids), palaeoproteomic applications, comparisons between fossil ultrastructure and chemical preservation, and the role of mineral associations in organic preservation in fossils. As the emphasis is on fossil chemistry, there is no taxonomical restriction, i.e., we welcome analyses done on vertebrates, invertebrates, plants, or fungi. Similarly, both body and trace fossils (for e.g., coprolites) fall within the scope of this session. We particularly welcome abstracts from early-career researchers and those focused on novel extraction techniques.

TS20: Palaeontological and palaeoanthropological heritage as fundamentals for geopark development

Convener: Xiaochi Jin^{1*}, Adichat Surinkum^{2*}, Rath Jitrattana³, Nattinee Thongdee⁴

¹Institute of Geology, Chinese Academy of Geological Sciences, Beijing, China

²Department of Mineral Resources, Bangkok, Thailand

³Geoheritage Conservation and Geopark Section, Geological Survey Division, Department of Mineral Resources, Bangkok, Thailand

⁴Khorat Fossil Museum; Khorat UNESCO Global Geopark, Nakhon Ratchasima Rajabhat University, Thailand

***Corresponding email:** jinxchi@sina.com; adichatx205@gmail.com

Description: Fossil records preserve past biodiversity and provide essential insights into the history of life on Earth. Numerous significant fossil discoveries, together with their hosting stratigraphic sequences, are now important palaeontological/palaeoanthropological heritage sites in the world, many of which have become the fundamental heritage sites of geoparks. These palaeontological/palaeoanthropological heritage sites, along with other geological features, are the most beloved natural heritage sites for geoparks to promote conservation, education, and sustainable tourism.

This session is dedicated to palaeontological and palaeoanthropological heritage as fundamentals for geopark construction and development, providing a platform to communicate, exchange, and discuss current research and practices. Contributions may include studies of heritage sites, such as site inventories, conservation and management strategy, the preservation of collections, and importantly, innovative approaches to protection, Earth science promotion, and the integration of palaeontological and palaeoanthropological heritage into geopark and geotourism programmes.

TS21: Open session

Convener: Bouziane Khalloufi^{1,2*}, Pasakorn Bunchalee³, Komsorn Lauprasert³, Richard Cloutier^{1,4}

¹Palaeontological Research and Education Centre, Mahasarakham University, Maha Sarakham 44150, Thailand

²Geology and Sustainable Mining Institute, Mohammed VI Polytechnic University, Benguerir, Morocco

³Department of Biology, Faculty of Science, Mahasarakham University, Maha Sarakham 44150, Thailand

⁴Université du Québec à Rimouski, Rimouski, Québec G5L 3A1, Canada

***Corresponding email:** khalloufi.bouziane@hotmail.fr

Description: The open session provides a broad forum for discussion of topics that do not fit into any of the other sessions. All relevant contributions related to paleontology are welcome, including biotratigraphy, taxonomy, systematics, comparative anatomy, paleoecology, taphonomy, paleoenvironments, history of paleontology. This may include overviews, case studies, theoretical aspects and methods as well as discussions on state-of-the-art technologies. Themes related to conservation topics, such as geoparks and museums, are particularly encouraged.

CALL FOR ABSTRACT & PRESENTATION

1) Abstract submission

Authors should indicate the session number and title in the registration form and submit it together with their abstract(s) to the APC3 email (apc3@msu.ac.th). We will review, compile, and forward the abstracts to the corresponding conveners for further processing. Notifications of abstract acceptance and invitation letters will be sent to the authors. Authors may also contact the session conveners directly for further details using the email address(es) provided.

All presenters can submit abstract(s) via the conference email by the deadline. Abstracts should be clear, concise, and written within the specified word length requirements (300–500 words). Clearly state the purpose, methods, results, and conclusions of your research in the abstract.

See the website <https://apc3.org> for downloading the abstract template and for more details.

Deadline for abstract submission is 30th September 2026

2) Presentation guideline and format

The presentation should contain the research objectives, methodologies used, results obtained, and the significance of findings. Use high-quality images and graphics to enhance your results. Avoid excessive technical jargon and make the content accessible to a broad scientific audience.

2.1) Oral presentation: Presentation materials must be produced in .ppt, .pptx or .pdf format. A slide ratio of 16:9 is recommended. A PC running Windows 11 will be used for the oral presentations. Please ensure the compatibility of your presentation, as it will not be possible use your own personal computer (PC and Mac). A speaker cannot give more than two oral presentations. In other case, please contact the conference secretariat's office.

2.2) Poster presentation: The standard poster size is A0 portrait format, 84 cm width and 120 cm height.

3) Language

The official language of the conference is English. All presentations, including slides and posters, should be prepared and delivered in English.

PUBLICATIONS - SPECIAL ISSUE -

The APC3 invites all researchers and students to submit their research articles to a special issue of the cooperate journals such as *Palaeoworld* and *Fossil Studies*. More details as well as other journal options, will be provided in the next announcements

CALL FOR SHORT COURSES & WORKSHOPS

The APC3 welcomes proposals for short courses and workshops. The proposal coordinators should inform the APC3 committee of relevant information on the venue capacity, the meeting duration and any other additional information, including presentation or catering needs. Please submit the proposal by 30th June 2026 via APC3 email (apc3@msu.ac.th).

PALAEOART ILLUSTRATION CONTEST

As palaeontology also involves anatomical illustration and scientific reconstruction, APC3 is organising a contest to promote palaeoart and palaeoartists. This contest is open to participants of any nationality aged 16 years or older. Candidates do not need to be registered for the congress and may participate as either professionals or amateurs.

- **Professionals:** Illustrations produced in collaboration with scientists from the international palaeontological community, including works prepared for scientific publications, books, or public exhibitions.
- **Amateurs:** Illustrations produced independently without professional collaboration with the scientific community. A candidate may participate in only one category.

The contest is divided into two themes:

- **Realistic reconstruction** of one or more organisms, with or without a palaeoenvironment.
- **Drawing of fossil material** (e.g., isolated elements, or complete or incomplete articulated specimens).

Each candidate may submit one illustration per theme, but may contribute to both themes. More information will be updated on the APC3 website.

STUDENT / YOUNG RESEARCHER AWARDS

The APC3 outstanding student and young researcher presentation awards

Eligibility Criteria

Eligibility for the Outstanding Student and Young Researcher Presentation Award is limited to participants who meet the following criteria:

- Undergraduate or graduate students.
- Early-career researchers (within five years after obtaining their PhD).
- The applicant must be one of the authors of the presentation and must personally present the work as either an oral or poster presentation.

Evaluation Criteria

Student and young researcher presentations will be evaluated based on the following:

- The presentation should be relevant to the field of palaeontology and aligned with the themes of the conference.
- The objectives, methodology, results, and significance of the research should be clearly presented.
- High-quality images, graphics, and visual aids should be used to enhance understanding.
- The presenter's clarity of explanation and ability to respond to questions.

FIELD EXCURSIONS

Pre-conference FIELD EXCURSIONS

Route 1 (5 days)

Sibumasu Palaeozoic fossils in Satun UNESCO Global Geopark and Krabi in southern Thailand

Late Cambrian through Lower Carboniferous; deltaic, shallow and deeper marine successions with remarkable fossiliferous intervals in Satun mainland. Glacial-marine, peri-Gondwana Lower Permian sediments through younger tropical carbonates with spectacular fossils in Krabi. Special site of Jurassic vertebrate microremains with fossil wood/lignite jet in Krabi is also included.



Mid-conference EXCURSIONS (one-day trip)

The wealth of Thai's history & culture

Route A: The Historic City of Ayutthaya,
UNESCO World Heritage Site



Visit one of the biggest cities in Southeast Asia which flourished from the 14th - 18th centuries.

Route B: Bangkok journey




Grand Palace
& Emerald Buddha

National Museum


Asiatique the Riverfront Destination
Jurassic World: The Experience

Post-conference FIELD EXCURSIONS

Route 2 (4 days)
Khon Kaen - Kalasin



Route 3 (4 days)
Khorat UNESCO Global Geopark



Route 4 (4 days)
Lampang - Chiang Mai



**More information of the routes and sites will be published in the next update*

TENTATIVE SCHEDULE

Pre-conference field excursions 24 th –28 th February 2027 (Tue. – Sat.)		Pre-conference field excursions in southern Thailand	
APC3 meeting at Asia Hotel Bangkok	1 st March 2027 (Mon.)	17:00 –20:00	Registration & Ice breaker
	2 nd March 2027 (Tue.)	08:00 – 09:00	Registration
		09:00 – 09:30	Opening ceremony
		09:30 – 12:00	Plenary session
		12:00 – 13:00	Lunch
		13:00 – 17:00	Scientific session
		18:30 – 21:00	Welcome Dinner
	3 rd March 2027 (Wed.)	09:00 – 12:00	Scientific session
		12:00 – 13:00	Lunch
		13:00 – 17:00	Scientific session
	4 th March 2027 (Thu.)	09:00 – 17:00	Mid-conference trip
	5 th March 2027 (Fri.)	09:00 – 12:00	Scientific session
		12:00 – 13:00	Lunch
		13:00 – 14:30	Plenary session
		14:30 – 16:00	Closing ceremony
	Post-conference field excursions 6 th – 9 th March 2027 (Sat. – Tue.)		Post-conference field excursions in northern – northeastern – central Thailand

In case the schedules above are to be changed under some unavoidable circumstances, it will be announced in advance through the official website of APC3 (<https://apc3.org>).

REGISTRATION

APC3 conference registration rates

- Date: 2nd – 5th March 2027
- Venue: Asia Hotel Bangkok

*Registration Fee Participant	<u>Early–Bird Registration</u> Close: 30 th Sep. 2026	<u>Regular Registration</u> Close: 31 st Dec. 2026	<u>Late Registration</u> until conference day
Regular	9,000 THB	11,000 THB	14,000 THB
Student	5,500 THB	7,500 THB	8,500 THB

*Note: Registration fee rates include ice–breaker, lunch & welcome dinner, programmed and abstract volume, and access to conference functions. The fee DO NOT include the cost of accommodation.

APC3 excursion rates

Excursion routes	Registration Fee**	
	Shared room	Single room
Pre–Conference: Route 1 Satun UGGp and Krabi (5 days)	23,000 THB	25,000 THB
Post–conference: Route 3 Khon Kaen–Kalasin (4 days)	16,000 THB	18,000 THB
Post–conference: Route 4 Khorat UGGp (4 days)	16,000 THB	18,000 THB
Post–conference: Route 5 Lampang–Chiang Mai (4 days)	18,500 THB	20,000 THB

**Note: The excursions fee includes accommodation, meals and dinners, transportation for field excursion and programme document. The registration fee does not include travel insurance. Participants are responsible for obtaining their own travel insurance. The travel agency will provide only basic assistance in the event of an emergency.

For **Route 1 and 5, fees include the re–turn flight ticket from Bangkok. More information will be announced such as meeting point and time at the given airport before the flight departure.

Special mid–conference trip (one–day trip)

Route A: Historic City of Ayutthaya; including historical and cultural sightseeing at the ancient city of Ayutthaya such as Buddhist’s temples; Wat Chaiwatthanaram, Wat Phra Sri Sanphet and Wat Maha That. The trip includes transportation (mini bus or vans), entrance fees, lunch and dinner.

Price: 4,000 THB per person

Route B: Bangkok journey; including historical and cultural sightseeing at Bangkok old town such as the Emerald Buddha Temple, cultural buildings and Dinosaur museum. Transportation (mini bus or vans), entrance fees, lunch and dinner along the Chao Praya River are included.

Price: 3,000 THB per person

CURRENCY: This section provides general exchange rates from selected currencies to Thai Baht (THB). Source: Bank of Thailand (<https://www.bot.or.th/en/statistics/exchange–rate.html>). As exchange rates may vary depending on service providers and other factors, registrants are responsible for any differences in rates as well as any transaction fees.

1 CNY = 4.5753 THB

1 JPY = 0.2036 THB

1 USD = 31.9174 THB

1 EUR = 36.6377 THB

PAYMENT INFORMATION

Account number: **408-931691-9** Account Name: **Maharakham University**
 Swift Code: **SICOTHBK** Bank name: **Siam Commercial Bank Public Company Limited**
 Branch: **Maharakham University** Address: **41/20 Street no. 2202, Khamriang, Kantharawichai,
 Maha Sarakham 44150, THAILAND**

* All bank charges and transfer fees (if any) related to the payment will be the responsibility of the registrant. The registration and field excursion fees are non-refundable. Refund will not be issued if the registrant is unable to attend due to travel delay or due to visa application rejection or any other extraordinary circumstances beyond the control of the APC 3.

CALL FOR SPONSORSHIP

The APC3 will offer innovative and rewarding sponsorship opportunities. The sponsorship is a great way to increase your exposure to researchers, scientists, education and outreach professionals, and students. The following activities have been identified as some of the sponsorship opportunities:

- Student, young and retired scientist/researcher support
- Conference venue and associated infrastructure
- Conference events and social events such as the welcome reception and dinner, opening and closing ceremonies, lunch, coffee break, and souvenirs for delegates.
- Training and skills development – Short Courses/Workshops

Rank \ Benefit		Diamond	Platinum	Gold	Emerald	Bronze
		100,000 THB	80,000 THB	60,000 THB	30,000 THB	10,000 THB
Sponsorship logo recognition	website	✓	✓	✓	✓	✓
	printed program	✓	✓	✓	✓	✓
	conference signage	✓	✓	✓	✓	✓
	conference room	✓	✓	✓	✓	–
Exhibitor space (2x2m) for 2 days		✓	✓	✓	–	–
Free participant passes – Main conference –		3	2	2	2	1
Free participant passes – Welcome dinner –		3	2	1	1	1

- For more information or further discussion on sponsorship, please contact secretarial office

VISA APPLICATION & INVITATION LETTER

- For additional information about visa to Thailand, please visit <https://www.thaievisa.go.th>
- An invitation letter required for obtaining a Thai VISA will be provided upon request. Please send your request to APC3 secretariat e-mail (apc3@msu.ac.th).

PLAN YOUR VISIT



CONTACT

The official APC3 address:

Palaeontological Research and Education Centre, Maharakham University
Khamriang Sub-District, Kantarawichai District, Maha Sarakham 44150 Thailand
Tel: +66-(0)437-543-73; 081-873-1724

Secretariat E-mail; apc3@msu.ac.th

cc: mongkol.c@msu.ac.th; kantanat.t@msu.ac.th



MAHARAKHAM
UNIVERSITY



Palaeontological Research and Education Centre
Maharakham University